




Above, then clockwise; *In His Own Acre* 35" x 28"; *Climate Change* 7.5" x 5.75" x 1.66"; *Crossed, Book of Ruth, Old and New Worlds, Liberty* 12" x 12" each; *Saquish* 24" x 48"



Four above; *View XI, V, IX, VII* 30" x 40" each; *Amber Wheat* 60" x 84"; *24K Gold* 66" x 78" x 3"; *Day Shadows* 24" x 24"

Bonny Pierce Lhotka



Above, then clockwise; *Equinox* 2 48" x 24"; *Rites: Morning, Rites: Evening, Rites: Afternoon* 32" x 32" each; *Everly Evening* 36" x 32"; *State Change* 2 36" x 48"; *Rites of Passage* 16" x 20"

Creating *Digital Atelier*

Since 1994, artists Dorothy Simpson Krause, Bonny Lhotka, and Karin Schminke have worked together as the Digital Atelier. From their homes near Boston, Boulder and Seattle, they create original fine art using the latest technologies and share information about their processes with artists as well as manufacturers of tools and materials used by artists.

An opportunity to showcase their work in an innovative book, *Digital Atelier*, allowed them to push the boundaries of on-demand

printing. They decided to create a 74-page book to represent their mixed media/digital art work.

Schminke created a design for a 11" x 14" hardcover book to be printed on multiple papers and each artist selected 16 pages of art to include in the hardcover book. In addition they produced a signed, limited edition of the book housed in an aluminum box with a piece of original art by each artists.

Introductory essays were contributed by Carol Pulin, Director of the American Print Alliance and Editor of *Contemporary Impressions*, and also by Harald Johnson, author of *Mastering Digital Printing, 2nd Edition*.



Engraved aluminum box and bound book of the boxed set

The artists each selected work to feature in the book and gathered the necessary photos. To accurately proof colors in three remote locations, each artist printed their photos on HP Instant-dry Gloss Photo Paper on the HP Designjet Z3200 Photo Printer in their



Proofing images on HP Designjet Z3200



Each artist corrected colors in their studio

studios. Any necessary color corrections were made by each artist before sending the digital files out for printing. This created a consistent set of proof prints so that any corrections needed could be applied on the press globally.

The press chosen to print the book, HP Indigo press 5500, can accommodate several paper types simultaneously, so three separate papers were selected for the book. For translucent overlays and decorative endpapers, the artists chose two papers from The Papermill; Glama Natural® Digital Clear 40# bond and Aspire Petallics Silver Ore



HP Indigo press 5500 printing books

Digital Atelier


98# cover. For the essay and image pages Via Satin i-Tone Bright White 100# Text by Mohawk was selected.

Three copies of the book were printed on the selected papers and sent to the artists' studios for final proofing. After approvals and printing, the pages were bound by Acme Bookbinding in Sierra bookcloth with foil stamping on the cover and spine.

For the limited edition boxed set, black anodized aluminum Olema boxes by Pina



Foil stamping cover at Acme Bookbinding




Engraving boxes at Universal Laser System

Zangaro were selected. Titles were engraved onto the boxes by Universal Laser Systems.

Three pieces of original art, *Beachflowers* by Krause, *Water*, by Lhotka and *Margaret's Meadow* by Schminke, were placed within the box in individual portfolio wraps. A certificate of authenticity was printed on the back of the wrap on the HP Indigo WS6000 Digital Press.

Acme Bookbinding scored and folded the wraps and collated and boxed all of the components into the boxed sets.

Printed on the HP Indigo press 5500 on Via Satin i-Tone Bright White 80# cover by Mohawk



Editioned Art

The artists each created a print to include in the limited edition boxed set. Like the book, the art work is 11 x 14 inches and produced in an edition of 100.

Beachflowers, Dorothy Simpson Krause, UV cured print on aluminum using white ink (HP Scitex FB6100 Printer)

Water, Bonny Lhotka, Pigment print of HDR stereo phantogram to be viewed with 3D glasses (HP Designjet Z3200 Photo Printer)

Margaret's Meadow, Karin Schminke, Laser cut paper over pigment print (ULS PLS 4.60 laser, HP Designjet Z3200 Photo Printer)

www.DigitalAtelier.com
www.DotKrause.com
www.Lhotka.com
www.Schminke.com

Resources

Printing:
HP Indigo press 5500, HP Indigo WS6000 Digital Press, HP Scitex FB6100 Printer, HP Designjet Z3200 Photo Printer
www.HP.com/go/graphicarts

Papers:
www.MohawkPaper.com
www.ThePapermill.com

Bookbinding:
Acme Bookbinding
www.AcmeBook.com

Aluminum Boxes:
Pina Zangaro
www.PinaZangaro.com

Box Engraving:
Universal Laser Systems
www.ULSinc.com

Fold this Sheet into a Book

Fold this sheet into thirds along the horizontal lines so the lines are inside the fold as shown in the adjacent photo. Unfold and fold the vertical line so it is on the peak of the fold. Cut the two red lines



from the outer edge of the sheet to the center fold. Turn the sheet over and fold the top third of the page in half revealing the *Digital Atelier* section as the front cover. Continue to fold the pages down the sheet following prefolded lines to make a six page book. "Editioned Art" will become the back cover.